




Woodworking Education Center  
10544 Hwy 17, Maylene, AL 35114

# Alabama Woodworkers Guild Guild News



[www.alabamawoodworkersguild.org](http://www.alabamawoodworkersguild.org)

Volume XXXIV Number 4

April, 2015

## Next Meeting

The next  
scheduled  
meeting is  
March 21st

## In This Issue

Box Building	
Class	p. 2
New Members	p. 2
Shop Calendar	p. 3
Pre-meeting	
Program	p. 4
Mentoring	p. 5
Schwarz Seminar	
Recap	p. 6
Guild Build	
Photos	p. 10
WEC Directions	p. 11

## President's Message

Dear Guild Members,

Spring has sprung, and it always seems to be a good time to do a little spring cleaning in the workshop as well as the rest of the house. And the timing is perfect. Our next meeting is the annual silent auction. For those of you new to the Guild, it's the opportunity to bring your extra items that you want to sell to the Guild meeting. Here's how it works, you fill out the silent auction form with the appropriate information including your minimum asking price. Bring your items into the workshop and put them on one of the benches or tables. Attach your form to the item and if someone is interested, they will write a bid down on the form. At the end of the meeting collect your forms and get with the highest bidder and complete the transaction. As part of the transaction, please set aside 10 to 20 percent of the total as a donation to the Guild. We will have a regular meeting including show and tell, then go out to the auction. Don't forget the pre-meeting with mentor Bob Moore at 9:00 am.

During this past week, I was at the bookstore at the Summit and was looking through the woodworking magazines and picked up a Woodcraft magazine. While this is not one I usually buy, I saw an attractive Mahogany Garden Glider on the cover. I was interested so I continued to look through the magazine. Imagine my surprise when I saw the glider was made by our own Brian Stauss. Brian did an excellent job of describing the process for building his glider. Not only is it on the cover, but he has a 10 page spread in a nationally distributed magazine. Congratulations Brian for a job well done, we're all proud of you!

Ray

**President:**

Ray Ziegler  
(205)451-6846

**Vice Pres:**

**Thom Nix**

**Treasurer:**

Walter Barnett  
(205)933-9207

**Secretary:**

Scott Stafford

**Webmaster:**

Brian Stauss  
(205)987-9997

**Guild News:**

Phillip Key  
(205)475-3352

**Board of Directors:**

**Joe Beck**

Wayne Burris

Cliff Daniels

Henry Hager

Paul Mancill

Patrick Murphy

Mike Key

**Toy Co-Chairs:**

Patrick Murphy

Doug Warren

**Education Co-Chairs:**

Preston Lawley

Christian Mazur

**WEC Shop Manager:**

**Michael Malinconico**

**Librarian:**

Nathan Heerten

**GUILD PATRONS**

*We are very fortunate to have the following patrons who support the Guild. They are excellent suppliers of products or services in the local area that provide monetary support or allow us to use their various facilities for Guild functions:*

**J.R. PREWITT & ASSOCIATES, INC.** Independent Insurance Agent—Founded in 1974, J. R. Prewitt & Associates, Inc. is a family owned agency that has grown to one of the largest firms in the Birmingham area. Representing over a dozen insurance carriers, the agency provides a full spectrum of insurance services to over 3500 clients. From individuals to multi-state corporations, the agency prides itself on it's loyal, long term client base as a result of unparalleled customer service. Contact us for your personal, business, or professional insurance needs.

## Box Building Class- April 25, 9am—4pm

Bill Newman will present a box building class on April 25, 2015 at the Woodworking Education Center. The class will focus on building a box with a floating panel top and bottom. Instruction will also cover the topics of mitered dovetails, box (finger) joints and veneered panel tops and bottoms. Bill will address basic woodworking principles such as, direct measurements, use of hand planes for final fitting, making trays with dividers, fabric linings for trays, mortising for butt hinges, glue-up clamping arrangements, sanding/finishing, choice of finishes and several other topics.

The format of the class will be short lectures followed by demonstrations. Class participants will have opportunities to try some of the techniques. Bill will have several boxes in various stages of construction so that the complete process can be covered. The demonstrations will include; general design considerations, milling of the materials, re-sawing, grain matching, milling grooves and rabbets, cutting mitered corners, gluing up the basic box, separating the top and bottom of the box, and mortising for the hinges. After the class, a drawing will be held for the boxes. Those who receive the boxes will be requested to complete them after the class and bring them to "Show-and-Tell" at a Guild meeting.

If you would like to attend the class please let Bill know by email ([nwkshop@gmail.com](mailto:nwkshop@gmail.com)) or by telephone at 205-612-0543. Because Bill will be assembling materials and hand-outs, please let him know as soon as possible if you plan to attend. The fee for the class will be \$30 which you can pay on the day of the class.

## New Members

The Alabama Woodworkers Guild would like to extend a warm welcome to our new members!

**Andrew Scruggs, Glenn Hodge, John Rosamond,  
Lee Lint, Mohammed Ashruff, Steve Simcik,  
Johnathan Hayes, Walt Riley, Jim Raines**

**WELCOME!**

**WEC APRIL -MAY 2015 CALENDAR**

Sunday	Monday	Tuesday	Wednesday	Thursday	Friday	Saturday
5[14] 1:00pm -5:00pm supervisor	6 ADT	7 10:00am -3:00pm OTH Gang - Toys Shop is CLOSED except for Toy work.	8	9	10 9:00am -1:00pm Ron Powell-Supervisor 1:00pm -5:00pm Ron Powell-Supervisor 5:00pm -9:00pm supervisor	11 Shop closed for Dutch Tool Chest Build
12[15]	13 Shop closed for Dutch Tool Chest Build	14 10:00am -3:00pm OTH Gang - Toys Shop is CLOSED except for Toy work.	15	16	17 9:00am -1:00pm Supervisor: Patrick Murphy; Emer:205-585- 5677 1:00pm -5:00pm Supervisor: Patrick Murphy; Emer:205-585- 5677 5:00pm -9:00pm supervisor	18 9:00am -1:00pm ....Mike Key 10:00am -11:30am Monthly Guild Meeting (Woodworking Education Center) 1:00pm -5:00pm Cliff Daniels supervisor
19[16]	20 1:00pm -5:00pm Brian Stauss	21 10:00am -3:00pm OTH Gang - Toys Shop is CLOSED except for Toy work.	22	23	24 9:00am -5:00pm R Hardwick	25 9:00am -5:00pm Shop reserved for Box making class--Bill Newman
26[17]	27 1:00pm -5:00pm Brian Stauss	28 10:00am -3:00pm OTH Gang - Toys Shop is CLOSED except for Toy work.	29	30	1 May 9:00am -1:00pm Ron Powell supervisor 1:00pm -5:00pm Ron Powell supervisor 5:00pm -9:00pm supervisor	2 9:00am -1:00pm .... Wait Barnett 1:00pm -5:00pm supervisor
3[18]	4 1:00pm -5:00pm supervisor	5 10:00am -3:00pm OTH Gang - Toys Shop is CLOSED except for Toy work.	6 6:30pm - 7:30pm AWG Board Meeting (J R Prewitt & Associates, 2146 Highland Avenue South)	7	8 9:00am -1:00pm Lynn Smith supervisor 1:00pm -5:00pm Lynn Smith supervisor 5:00pm -9:00pm supervisor	9 9:00am -1:00pm supervisor 1:00pm -5:00pm supervisor

*The most current WEC calendar is always available on-line at: <http://freecal.brownbears.com/awg>*

2146 Highland Ave. South,  
Birmingham, AL 35205  
Telephone (205)-933-9207  
Fax (205)-930-0450

**THE AWARDS & ENGRAVING PLACE** is a full service engraving shop, offering both laser and flatbed rotary engraving. We engrave directly on wood, glass, plastic, and a variety of coated metals. We offer plaques, glass and acrylic awards, trophies, interior signs and name badges. We have been in business in Hoover since 1987. Contact Ken Murer, The Awards & Engraving Place, 1919 Hoover Court, Birmingham, AL 35226, (205)-823-7676 fax(205)-822-1111

**AFFORDABLE WOOD TOOLS by Paul Varden**

Wood Lathe accessories to fit any size wood lathe. Screw Chucks, Face Plates and Tool Rest. General Machining also available. Paul Varden-Master Machinists-35 years of experience.

7029 Dickey Springs Road  
Bessemer, AL 35226  
H-205-428-9945  
C-205-908-9945  
email-paul2010@directv.net

**SARA'S TAX SERVICE**  
100 Foust Avenue, Hueytown,  
AL 35023  
205-497-4020 Fax 205-497-4011

**SNOW'S SHARPENING SERVICE** Ed Snow can take care of all of your saw blade sharpening needs. You can leave and pick up your blade at Woodcraft or you can contact Ed at 205-218-1885 or redsnow\_3@hotmail.com

**WOODCRAFT** Helping you make wood work.  
www.woodcraft.com  
205-988-3600

**Mr. James Corlew  
Tom Williams BMW**  
1000 Tom Williams Way  
Irontdale, AL35210

**Mr. Dean Vette  
Tom Williams Lexus**  
1001 Tom Williams Way  
Irontdale, AL 35210

**Ms. Lily Young  
Tom Williams Porsche/Audi**  
3001 Tom Williams Way  
Irontdale, AL 35210

**Mr. Mike Long  
Land Rover Birmingham**  
3000 Tom Williams Way  
Irontdale, AL 35210

Mr. Gerald Savage  
Tom Williams Collision  
Center  
1874 Grants Mill Road  
Irondale, AL 35210

Mr. Tad Lidikay and Mr.  
Jeff Lidikay  
Southland Wood Products,  
Inc.  
Hardwood and Softwood —  
Moulding and Dimension  
270 Newsome Road  
Wilsonville, AL 35186  
Phone/Fax: 205-669-1959

## April Pre-Meeting Mentoring Topic: How to Sharpen Scrapers

April's Mentoring Series Pre-Meeting will feature Bob Mooore. Bob will carry us down the trail of the effective but little known scraper. For smoothing boards with "normal" and "wild" grains, it's hard to beat a well edged scraper. Bob will demonstrate how to sharpen scrapers for the most effect as well as different types of scrapers and jigs. There will also be hands-on application of using the scraper. This is another showcase of the talent and knowledge within the Guild you'll not want to miss!



## Comfort Bucket

We appreciate your donations to the comfort bucket! The money raised there helps the Guild pay the bills at the WEC.



## Mentoring

NOTE: You must be a member of the Guild to be eligible to participate in mentoring classes.

Are you an intermediate or beginner woodworker with an itch to raise your woodworking skills a notch or two? Do you have a special project in mind, but are just a bit uneasy about getting underway? Looking for tips to save time and effort, plus get better results?


Here's what you need to do: join a Guild mentored group now. It's the way to go for all of the above with others at your skill level, and best of all, at no cost except for materials.

**Refer to Shop Schedule for schedule of mentoring sessions**

**Some examples of topics offered:**

Bench Making  
 Table Saw instruction  
 Lathe Fundamentals  
 Pen Turning  
 Hand Tools - sharpening and techniques  
 Furniture Building - Chairs, Table tops, Tables  
 Instruction in - Router table use  
 Instruction in - Jointer, Planer use  
 Dovetail jig making  
 Hand-cut Dovetails  
 Pocket Hole Jig Instruction

**If you have questions on woodworking technique, tool usage, or buying equipment or tools, feel free to contact a Guild mentor.**



Jim Woodward  
 Ed Bullock  
 John Lawson

Mike Key  
 Bob Moore  
 Dwight Hostetter  
 Bill Newman  
 Brian Stauss  
 Cliff Daniels  
 Buzz Kelly  
 Lynn Smith  
 Pat Bush  
 A.R. Bray  
 Preston Lawley  
 Jeff Hood  
 Michael Malinconico  
 David Holcomb

Guitars  
 Bows  
 Furniture repair, band saw, track saw  
 Dovetail jig  
 Hand tool sharpening, table saw, joiner, planer  
 Lathe, segmented turning, baskets  
 Boxes, jointer  
 Cabinet construction  
 Scroll saw, jointer, band saw  
 Finishing and stringing  
 Toys  
 Jointer, planer  
 Draw knife, planes, hand tools, antique hand tools  
 Cutting Boards  
 Scroll Saw  
 Cabinetry, Cad and Joinery  
 Project Photography



Contact the above by email or phone as listed in the Membership Directory or email Robert McClure at [rmcc22@bellsouth.net](mailto:rmcc22@bellsouth.net)

## Christopher Schwarz Seminar: Dutch Tool Chest

Wow! What a great weekend the Alabama Woodworkers Guild had with world renowned author and classic woodworker Christopher Schwarz! Over 30 attendees braved the cold temperatures and threatening weather to come out to the Woodworkers Education Center to watch and learn how to build a traditional Dutch Tool Chest. As an added benefit, one of group would walk away from the weekend as the owner of the new Tool Chest!

President Ray Ziegler built and has donated his *Nelson Bench* to the Guild; it was a fitting bench for Christopher to use to demonstrate and build the weekend's Dutch Tool Chest.



Board selection is important to the structural integrity of the chest as well as joinery; after all, the woodworker's tools are/were his livelihood and need to be protected from both the elements and other envious woodworkers.





Chris carried the class along as he stepped through the build which included techniques, proper tool usage, bits of history here and there, all of which was peppered with humorous anecdotes and observations.



Attendees were able to get “hands on” with techniques, it was not a lecture only class.



What's the key to being a successful woodworker? Pay attention and focus on what you are doing right now...don't think about what is coming next. (This is especially important in order to maintain all ten digits, which could be useful in counting later!)



And what Guild Class would be complete without the scrumptious culinary delights of the Heerten Chefs? Many thanks! (Our belts are now in the next notch!)



This was a great weekend and well attended by woodworkers from Florida and Georgia as well as mid and upper Alabama! Everyone agreed Chris is “Da Man!”





What happened to the Tool Box Chris built? There was a drawing, including all of the attendees, and the freshly constructed Dutch Tool Box found a new home with the Guild's own Jimmy Branch. Congratulations Jimmy!




The Guild will schedule a "group" build in the following months where the lessons learned from this class will be exercised. Watch the Alabama Woodworkers Guild Calendar and Guild News newsletter for date and time.

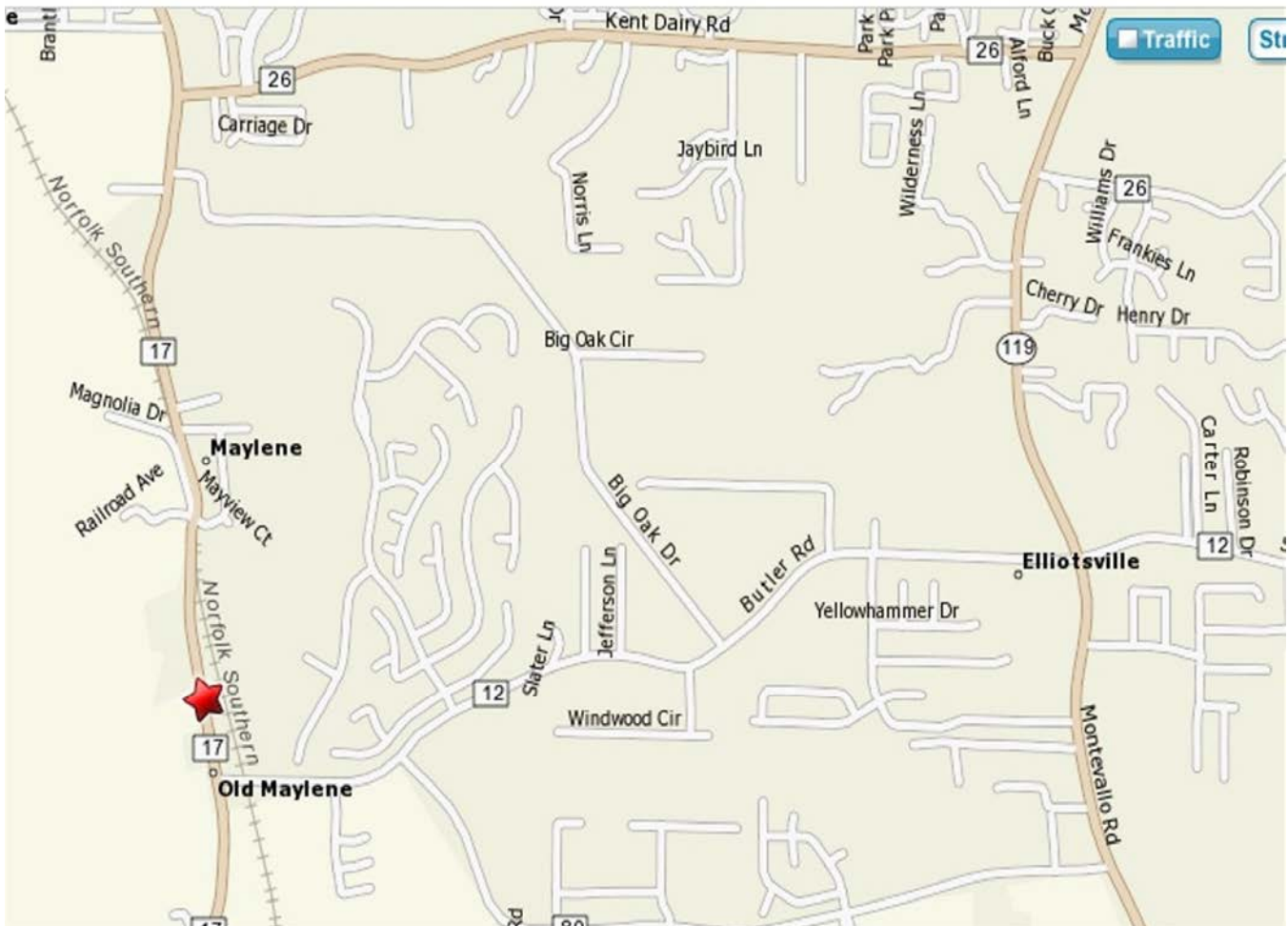
Many Thanks to Christopher Schwartz for making this education weekend so rewarding! Gratitude is also extended to Chris Mazur and Preston Lawley, Guild Education Coordinators for bringing all of the facets of the weekend together. The weekend was a great example of the Guild's purpose to promote programs benefitting the woodworking community and advancing the art and craft of woodworking.

Article: Patrick Murphy  
Photos: Mike Key & Patrick Murphy


# Dutch Tool Chest Guild Build Photos



## Directions to the Woodworkers Education Center (WEC)



**From I-65**, take Exit 238 (Highway 31). Turn north on U.S. Highway 31, go 0.6 miles and turn left on State Highway 119 South. Go 3.0 miles south on Highway 119 and turn right on County Highway 12. Go 2.1 miles on Highway 12 until it ends at County Highway 17. Turn right on Highway 17 and the WEC is 0.3 miles on your left. There is a large WEC sign at the entrance.



www.  
alabamawoodworkersguild  
.org

## About Us

Alabama Woodworkers Guild Newsletter is published monthly for its members and other interested parties. Guild meetings are held monthly on the third Saturday at 9:00 a.m. at the Woodworking Education Center, 10544 Hwy 17, Maylene, AL 35114

Information concerning the Guild may be secured by calling **Walter Barnett, Treasurer** at (205) 933-9207.



# WOODCRAFT<sup>®</sup>

**Helping You Make Wood Work<sup>®</sup>**

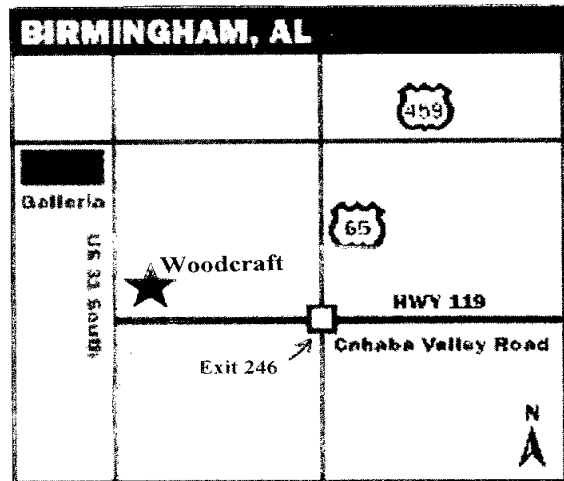
Phone 205-988-3600  
Fax 205-988-3612  
Website: www.woodcraft.com  
e-mail: WC511@aol.com

### Store Hours

M - T - W - F: 9AM - 7PM  
Th: 9AM-9PM  
Sat: 9AM-6PM  
Sun: Noon-5 PM

### Our new address is:

2215B Pelham Parkway  
Pelham, AL 35124



### Directions:

Take I-65 to Exit 246.

Take Highway 119 West (Cahaba Valley Road) 3/4 of a mile to US 31.

Turn right on US 31 and travel north approx. 0.3 mi.

Our store is on the right (east) side of US 31.

The Alabama Woodworkers Guild, Inc.  
P.O. Box 26665  
Birmingham, AL 35260

